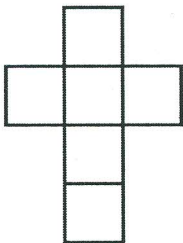
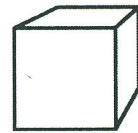



# Logikrätsel


Welche der dargestellten Figuren sind Würfelnetze und ergeben einen geschlossenen Würfel?



- richtig  
 falsch



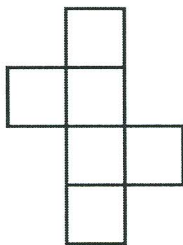
- richtig  
 falsch



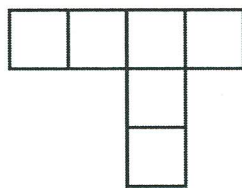
- richtig  
 falsch




- richtig  
 falsch



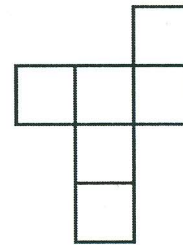
- richtig  
 falsch



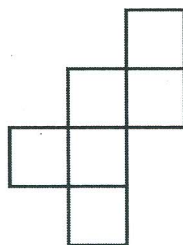
- richtig  
 falsch



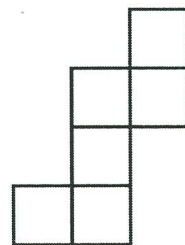
- richtig  
 falsch




- richtig  
 falsch



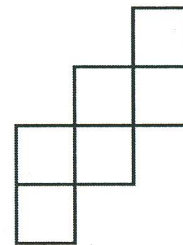
- richtig  
 falsch



- richtig  
 falsch



- richtig  
 falsch



- richtig  
 falsch

Lösung auf Seite 2

